

**DELECTO FOODS PRIVATE LIMITED**

CIN: U15400TG2012PTC082813

**STANDALONE BALANCE SHEET AS AT 31ST MARCH, 2024**

(Rs.In Lakhs)

Particulars	Note No	As at March 31,2024	As at March 31, 2023
<b>ASSETS</b>			
<b>1 Non-current assets</b>			
(a) Property, Plant and Equipment & Intangible Assets			
-Property, Plant and Equipment	2.1	970.75	1,044.96
(b) Financial Assets			
(i) Investments	2.2	-	-
(ii) Loans	2.3	-	-
<b>Total Non-Current Assets</b>		<b>970.75</b>	<b>1,044.96</b>
<b>2 Current assets</b>			
(a) Inventories	2.4	1,323.23	1,136.98
(b) Financial Assets			
(i) Investments			-
(ii) Trade receivables	2.5	1,002.16	739.40
(iii) Cash and cash equivalents	2.6	282.74	142.34
(c) Other current assets	2.7	1,030.77	708.38
<b>Total Current Assets</b>		<b>3,638.91</b>	<b>2,727.10</b>
<b>TOTAL ASSETS</b>		<b>4,609.66</b>	<b>3,772.06</b>
<b>EQUITY AND LIABILITIES</b>			
<b>Equity</b>			
(a) Equity Share capital	2.8	748.39	748.39
(b) Other Equity (Reserves & Surplus)	2.9	848.92	602.36
<b>Total Equity</b>		<b>1,597.31</b>	<b>1,350.76</b>
<b>Liabilities</b>			
<b>1 Non-current liabilities</b>			
(a) Financial Liabilities			
(i) Borrowings	2.10	1,195.00	525.93
(b) Deferred tax liabilities (Net)	2.11	121.81	122.24
<b>Total Non-current liabilities</b>		<b>1,316.81</b>	<b>648.17</b>
<b>2 Current liabilities</b>			
(a) Financial Liabilities			
(i) Borrowings	2.12	1,010.47	1,080.19
(ii) Trade Payables	2.13	406.98	443.99
(b) Other current liabilities	2.14	195.04	220.69
(c) Provisions	2.15	83.05	28.26
<b>Total Current liabilities</b>		<b>1,695.54</b>	<b>1,773.13</b>
<b>TOTAL EQUITY AND LIABILITIES</b>		<b>4,609.66</b>	<b>3,772.06</b>

The accompanying significant accounting policies and notes form an integral part of the standalone financial statements

As per our report of even date

For M. SRIDHAR REDDY & CO

Chartered Accountants

Firm Reg. No.: 011136S

M. No: 228041

M. SRIDHAR REDDY

Partner

Membership No.: 228041

UDIN: 24228041BKELLD2957

Place: Hyderabad

Date: 18-05-2024

For and on behalf of the board

BALAKRISHNA TATI

DIRECTOR

DIN: 02181095

B. RAJA RAJESWARI

DIRECTOR

DIN : 05268380



## DELECTO FOODS PRIVATE LIMITED

CIN: U15400TG2012PTC082813

## STANDALONE PROFIT &amp; LOSS STATEMENT FOR THE YEAR ENDED 31ST MARCH,2024

(Rs. In Lakhs)

Particulars	Note No	For the year ending	
		March 31,2024	March 31, 2023
<b>Income</b>			
Revenue from Operations	2.16	4,116.44	1,555.75
Other Income	2.17	63.51	37.66
<b>Total Revenue</b>		<b>4,179.95</b>	<b>1,593.42</b>
<b>Expenses</b>			
(a) Cost of Materials consumed	2.18	3,335.03	926.49
(b) Purchase of Stock-in-Trade			-
(c) Changes in inventories of finished goods, work-in-progress and stock-in-trade	2.19	(89.21)	35.51
(d) Employee benefits expense	2.20	92.85	99.22
(e) Finance Cost	2.21	162.17	104.02
(f) Depreciation and amortisation expense	2.22	74.21	74.27
(g) Other expenses	2.23	276.74	246.28
<b>Total Expenses</b>		<b>3,851.80</b>	<b>1,485.80</b>
Profit / (Loss) before exceptional items and Tax		<b>328.15</b>	<b>107.61</b>
Exceptional items		-	-
Profit / (Loss) before Tax		<b>328.15</b>	<b>107.61</b>
Tax Expense:			
a) Current Tax		83.05	28.26
b) Deferred Tax		(0.43)	2.49
Profit/ (Loss) for the period (After Tax)		<b>245.53</b>	<b>76.86</b>
Other Comprehensive Income		-	-
Total Comprehensive income for the period		<b>245.53</b>	<b>76.86</b>
Earnings Per Share (EPS)			
(a) Basic		3.28	1.03
(b) Diluted		3.28	1.03

The accompanying significant accounting policies and notes form an integral part of the standalone financial statements

As per our report of even date

For M. SRIDHAR REDDY &amp; CO

Chartered Accountants

Firm Reg. No.: 014136S

  
M. SRIDHAR REDDY

Partner

Membership No.: 228041

UDIN: 24228041BKELLD2957

Place: Hyderabad

Date:18-05-2024

For and on behalf of the board

  
BALAKRISHNA TATI

DIRECTOR

DIN:02181095

  
B. RAJA RAJESWARI

DIRECTOR

DIN : 05268380



**DELECTO FOODS PRIVATE LIMITED**  
**CIN: U15400TG2012PTC082813**  
**STANDALONE CASH FLOW STATEMENT FOR THE YEAR ENDED ON 31ST MARCH, 2024**

PARTICULARS	(Rs. in Lakhs)	
	March 31,2024	March 31, 2023
<b>Cash flow from Operating Activities</b>		
Profit before tax from continuing operations	328.15	107.61
<b>Profit Before Tax</b>	328.15	107.61
<b>Adjustments for :</b>		
Depreciation and Amortization Expenses	74.21	74.27
Interest & Other Financial Costs	162.17	104.02
Interest Received	(13.25)	(7.22)
Income Tax / Interest on Income tax debited	(82.03)	(27.39)
<b>Operating Profit before Working Capital Changes</b>	469.25	251.30
<b>Adjustment For Change in working Capital:</b>		
Change in Inventories	(186.26)	26.43
Change in trade Receivable	(262.76)	43.98
Change in Short term Loans and Advances & Other current assets	(322.39)	(237.86)
Change in Trade Payable	(37.01)	(121.96)
Change in Short Term Borrowing	(69.72)	(86.99)
Change in Other current Liabilities	29.14	33.63
<b>Changes in Working Capital</b>	(849.00)	(342.78)
<b>Cash generated from Operations</b>	(379.75)	(91.48)
<b>Less: - Direct Taxes Paid (net of refund)</b>	-	-
<b>Net Cash Flow from/ (used in) Operating Activities (A)</b>	(379.75)	(91.48)
<b>Cash flow from Investing Activities</b>		
Purchase of Fixed assets, including CWIP and Capital Advances	-	(1.93)
Interest Received	13.25	7.22
<b>Net Cash Flow from/(used in) Investing Activities (B)</b>	13.25	5.29
<b>Cash flow from Financing activities</b>		
Proceeds /(Repayment) of Long terms borrowings	669.07	189.81
Interest & Other Financial Costs	(162.17)	(104.02)
<b>Net Cash from / (used in) Financing Activities ( C)</b>	506.90	85.78
<b>Net Increase/(decrease) in Cash &amp; Cash Equivalents (A)+(B)+(C)</b>	140.40	(0.41)
Cash and cash equivalent at the beginning of the year	142.34	142.75
<b>Cash and Cash Equivalent At The End Of The Year</b>	282.74	142.34
<b>Component Of Cash and Cash Equivalents</b>		
Cash in Hand	4.05	4.16
With Banks	278.69	138.19
<b>Total Cash and Cash Equivalents</b>	282.74	142.34

The accompanying significant accounting policies and notes form an integral part of the standalone financial statements

As per our report of even date

For M. SRIDHAR REDDY & CO

Chartered Accountants

Firm Reg. No.: 014136S

HYDERABAD  
M. No:228041

M. SRIDHAR REDDY

Partner

Membership No.: 228041

UDIN: 24228041BKELLD2957

Place: Hyderabad

Date:18-05-2024

For and on behalf of the board

BALAKRISHNA TATI

DIRECTOR

DIN:02181095

B. RAJA RAJESWARI

DIRECTOR

DIN : 05268380



## DELECTO FOODS PRIVATE LIMITED

### 1.1 Corporate information

**DELECTO FOODS PRIVATE LIMITED** is a private limited company domiciled in India and incorporated under the provisions of the Companies Act, 1956, the company is engaged in manufacturing and trading of Instant Chicory and Instant Coffee Products.

**DELECTO FOODS PRIVATE LIMITED** has become Subsidiary to Vintage Coffee and Beverages Limited (formerly known as Spaceage Products Limited) with effect from 12/07/2021.

These financial statements were authorized for issue in accordance with a resolution of the directors on 18<sup>th</sup> May, 2024.

### 1.2 Basis of preparation and Significant accounting policies:

#### 1.3 Basis of preparation:

The financial statements of the Company have been prepared in accordance with the Indian Accounting Standards (Ind AS) notified under the Companies (Indian Accounting Standards) Rules, 2015 (as amended from time to time).

These financial statements have been prepared on a historical cost basis, except for certain financial instruments which are measured at fair value at the end of each reporting period, as explained further in the accounting policies below.

- Certain financial assets like investment in equity shares are measured at fair value,

The standalone financial statements are presented in INR Lakhs ('₹').

#### 1.4 Summary of significant accounting policies

##### a) Current versus non-current classification

The Company presents assets and liabilities in the balance sheet based on current and non-current classification.

##### Assets

An asset is classified as current when it satisfies any of the following criteria:

- it is expected to be realised in, or is intended for sale or consumption in, the Company's normal operating cycle;
- it is held primarily for the purpose of being traded;
- it is expected to be realised within 12 months after the reporting date; or
- it is cash or cash equivalent unless it is restricted from being exchanged or used to settle a liability for at least 12 months after the reporting date.

Current assets include the current portion of non-current financial assets.

All other assets are classified as non-current.



## **Liability**

A liability is classified as current when it satisfies any of the following criteria:

- it is expected to be settled in the Company's normal operating cycle;
- it is due to be settled within 12 months after the reporting date; or
- the Company does not have an unconditional right to defer settlement of the liability for at least 12 months after the reporting date.

Current liabilities include current portion of non-current financial liabilities.

The Company classifies all other liabilities as non-current.

## **Deferred tax**

Deferred tax assets and liabilities are classified as non-current assets and liabilities.

## **Operating cycle**

The operating cycle is the time between the acquisition of assets for processing and their realization in cash and cash equivalents. The Company has identified period of twelve months as its operating cycle.

## **b) Significant accounting, judgments, estimates and assumptions**

The preparation of the Company's Financial Statements in conformity with Ind AS requires management to make judgements, estimates and assumptions that affect the reported amounts of assets and liabilities, the accompanying disclosures, and the disclosure of contingent assets and contingent liabilities on the date of the standalone financial statements and the reported amounts of revenues and expenses for the year reported. Actual results could differ from those estimates.

Estimates and underlying assumptions are reviewed on an ongoing basis. Revisions to accounting estimates are recognised in the year in which the estimates are revised and future periods are affected.

Key source of estimation of uncertainty as at the date of financial statements, which may cause a material adjustment to the carrying amounts of assets and liabilities within the next financial year, is in respect of the following:

### **Investment in equity shares:**

The Company is exposed to equity price risk from investments in equity securities measured at fair value through profit and loss. The Management monitors the proportion of equity securities in its investment portfolio based on market indices. Material investments within the portfolio are managed on an individual basis and all buy and sell decisions are approved by the Board of Directors.

### **Taxes**

Deferred tax assets are recognised for unused tax losses to the extent that it is probable that taxable profit will be available against which the losses can be utilised. Significant management judgement is required to determine the amount of deferred tax assets that can be recognised, based upon the likely timing and the level of future taxable profits together



A handwritten signature in blue ink.



with future tax planning strategies. Uncertainties exist with respect to the interpretation of complex tax regulations and the amount and timing of future taxable income. Given the wide range of business relationships and the long-term nature and complexity of existing contractual agreements, differences arising between the actual results and the assumptions made, or future changes to such assumptions, could necessitate future adjustments to tax income and expense already recorded. The Company establishes provisions, based on reasonable estimates, for possible consequences of assessments by the tax authorities. The amount of such provisions is based on various factors, such as experience of previous tax assessments and differing interpretations of tax regulations by the taxable entity and the responsible tax authority. Such differences of interpretation may arise on a wide variety of issues depending on the conditions prevailing in the Company's domicile.

Minimum Alternative Tax ("MAT") credit is recognised as deferred tax asset based on evidence that the Company will pay normal income tax during the specified period. Significant judgments are involved in determining the future taxable income and future book profits, including amount of MAT credit available for set-off.

### **Impairment of non-financial assets**

Impairment exists when the carrying value of an asset or cash generating unit ("CGU") exceeds its recoverable amount, which is the higher of its fair value less costs of disposal and its value in use. The fair value less costs of disposal calculation is based on available data from binding sales transactions, conducted at arm's length, for similar assets or observable market prices less incremental costs for disposing of the asset. The value in use calculation is based on a discounted cash flow ("DCF") model. The cash flows are derived from the budget for future years and do not include restructuring activities that the Company is not yet committed to or significant future investments that will enhance the asset's performance of the CGU being tested. The recoverable amount is sensitive to the discount rate used for the DCF model as well as the expected future cash-inflows and the growth rate used for extrapolation purposes.

### **Impairment of financial assets**

The Company assesses impairment of financial assets ("Financial instruments") and recognises expected credit losses in accordance with Ind AS 109. The Company provides for impairment of trade receivables and unbilled revenue outstanding for more than 1 year from the date they are due for payment and billing respectively. The Company also assesses for impairment of financial assets on specific identification basis at each period end.

The Company provides for impairment of investment in subsidiaries. Impairment exists when there is a diminution in value of the investment and the recoverable value of such investment is lower than the carrying value of such investment.

### **c) Fair value measurement**

The company measures financial instrument such as investments at fair value at each balance sheet date.

Fair value is the price that would be received to sell an asset or paid to transfer a liability in an orderly transaction between market participants at the measurement date. The fair value measurement is based on the presumption that the transaction to sell the asset or transfer the liability takes place either:



A handwritten signature in blue ink, appearing to be "S. Sridhar Reddy".



- In the principal market for the asset or liability - or
- In the absence of a principal market, in the most advantageous market for the asset or liability

The principal or the most advantageous market must be accessible by the Company.

The fair value of an asset or a liability is measured using the assumptions that market participants would use when pricing the asset or liability, assuming that market participants act in their economic best interest.

The Company uses valuation techniques that are appropriate in the circumstances and for which sufficient data are available to measure fair value, maximising the use of relevant observable inputs and minimising the use of unobservable inputs.

All assets and liabilities for which fair value is measured or disclosed in the financial statements are categorised within the fair value hierarchy, described as follows, based on the lowest level input that is significant to the fair value measurement as a whole:

- Level 1 — Quoted (unadjusted) market prices in active markets for identical assets or liabilities
- Level 2 — Valuation techniques for which the lowest level input that is significant to the fair value measurement is directly or indirectly observable
- Level 3 — Valuation techniques for which the lowest level input that is significant to the fair value measurement is unobservable

Currently company carries those instruments in level 1 inputs of the above mentioned fair value hierarchy.

For the purpose of fair value disclosures, the Company has determined classes of assets and liabilities on the basis of the nature, characteristics and risks of the asset or liability and the level of the fair value hierarchy as explained above.

#### **d) Financial instruments:**

A financial instrument is any contract that gives rise to a financial asset of one entity and a financial liability or equity instrument of another entity.

##### **i. Financial assets**

###### **Initial recognition and measurement**

All financial assets are recognised initially at fair value plus, in the case of financial assets not recorded at fair value through profit and loss, transaction costs that are attributable to the acquisition of the financial asset.

###### **Subsequent measurement**

For purposes of subsequent measurement, financial assets are classified in three broad categories:

- Debt instruments assets at amortised cost
- Equity instruments measured at fair value through profit or loss (FVTPL)



*[Handwritten signature]*



When assets are measured at fair value, gains and losses are either recognised entirely in the statement of profit and loss (i.e. fair value through profit and loss), or recognised in other comprehensive income (i.e. fair value through other comprehensive income).

#### **Debt instruments at amortised cost**

A debt instrument is measured at amortised cost (net of any write down for impairment) if both the following conditions are met:

- the asset is held to collect the contractual cash flows (rather than to sell the instrument prior to its contractual maturity to realise its fair value changes), and
- the contractual terms of the financial asset give rise on specified dates to cash flows that are solely payments of principal and interest ("SPPI") on the principal amount outstanding.

Such financial assets are subsequently measured at amortised cost using the effective interest rate (EIR) method. Amortised cost is calculated by taking into account any discount or premium on acquisition and fees or costs that are an integral part of the EIR. The EIR amortisation is included in finance income in the profit and loss. The losses arising from impairment are recognised statement of profit and loss. This category generally applies to trade and other receivables

#### **Financial assets at fair value through OCI (FVTOCI)**

A financial asset that meets the following two conditions is measured at fair value through OCI unless the asset is designated at fair value through profit and loss under fair value option.

- The financial asset is held both to collect contractual cash flows and to sell.
- The contractual terms of the financial asset give rise on specified dates to cash flows that are solely payments of principal and interest on the principal amount outstanding.

Instruments included within the FVTOCI category are measured initially as well as at each reporting date at fair value. Fair value movements are recognized in OCI. However, the Company recognizes interest income, impairment losses & reversals and foreign exchange gain or loss in the Profit and Loss. On derecognition of the asset, cumulative gain or loss previously recognised in OCI is reclassified from the equity to Profit and Loss. Interest earned whilst holding FVTOCI debt instrument is reported as interest income using the EIR method.

Financial assets at fair value through profit and loss

FVTPL is a residual category for company's investment instruments. Any instruments which does not meet the criteria for categorization as at amortized cost or as FVTOCI, is classified as at FVTPL.

All investments included within the FVTPL category are measured at fair value with all changes recognized in the Profit and Loss

In addition, the company may elect to designate an instrument, which otherwise meets amortized cost or FVTOCI criteria, as at FVTPL. However, such election is allowed only if doing so reduces or eliminates a measurement or recognition inconsistency (referred to as 'accounting mismatch').



A handwritten signature in blue ink, consisting of a stylized 'S' followed by a horizontal line.

A handwritten signature in blue ink, consisting of a stylized 'S' followed by a horizontal line and a vertical line.





## Equity investments

All equity investments in scope of Ind AS 109 are measured at fair value. Equity instruments which are held for trading are classified as at FVTPL. For all other equity instruments, the Company may make an irrevocable election to present in other comprehensive income subsequent changes in the fair value. The Company has not made any such election. This classification is made on initial recognition and is irrevocable.

If the Company decides to classify an equity instrument as at FVOCI, then all fair value changes on the instrument, excluding dividends, are recognized in the OCI. There is no recycling of the amounts from OCI to P&L, even on sale of investment, However, the Company may transfer the cumulative gain or loss within equity.

Equity instruments included within the FVTPL category are measured at fair value with all changes recognized in the P&L.

Equity investment in subsidiary are measured at cost.

## De-recognition

When the Company has transferred its rights to receive cash flows from the asset or has assumed an obligation to pay the received cash flows in full without material delay to a third party under a 'pass-through' arrangement; it evaluates if and to what extent it has retained the risks and rewards of ownership.


A financial asset (or, where applicable, a part of a financial asset or part of a Company of similar financial assets) is primarily derecognised when:

- The rights to receive cash flows from the asset have expired, or
- Based on above evaluation, either (a) the Company has transferred substantially all the risks and rewards of the asset, or (b) the Company has neither transferred nor retained substantially all the risks and rewards of the asset, but has transferred control of the asset.

When it has neither transferred nor retained substantially all of the risks and rewards of the asset, nor transferred control of the asset, the Company continues to recognise the transferred asset to the extent of the Company's continuing involvement. In that case, the Company also recognises an associated liability. The transferred asset and the associated liability are measured on a bases that reflect the rights and obligations that the Company has retained. Continuing involvement that takes the form of a guarantee over the transferred asset is measured at the lower of the original carrying amount of the asset and the maximum amount of consideration that the Company could be required to repay.

## Impairment of financial assets

The Company assesses at each date of balance sheet whether a financial asset or a group of financial assets is impaired. Ind AS 109 ('Financial instruments') requires expected credit losses to be measured through a loss allowance. The Company recognizes lifetime expected losses for all contract assets and / or all trade receivables that do not constitute a financing transaction. For all other financial assets, expected credit losses are measured at an amount



equal to the 12-month expected credit losses or at an amount equal to the life time expected credit losses if the credit risk on the financial asset has increased significantly since initial recognition.

## ii. Financial liabilities

Initial recognition and measurement

Financial liabilities are classified, at initial recognition, as financial liabilities at fair value through profit and loss or at amortised cost, as appropriate.

All financial liabilities are recognised initially at fair value and, in the case of loans and borrowings, net of directly attributable transaction costs.

The Company's financial liabilities include trade payables, lease obligations, and other payables.

### Subsequent measurement

The measurement of financial liabilities depends on their classification, as described below:

#### Financial liabilities at amortised cost

After initial recognition, interest-bearing loans and borrowings and other payables are subsequently measured at amortised cost using the EIR method. Gains and losses are recognised in profit and loss when the liabilities are derecognised as well as through the EIR amortisation process.

Amortised cost is calculated by taking into account any discount or premium on acquisition and fees or costs that are an integral part of the EIR. The EIR amortisation is included as finance costs in the statement of profit and loss.

#### Derecognition

A financial liability is derecognised when the obligation under the liability is discharged or cancelled or expires. When an existing financial liability is replaced by another from the same lender on substantially different terms, or the terms of an existing liability are substantially modified, such an exchange or modification is treated as the derecognition of the original liability and the recognition of a new liability. The difference in the respective carrying amounts is recognised in the statement of profit and loss.

## iii. Offsetting of financial instruments

Financial assets and financial liabilities are offset and the net amount is reported in the balance sheet if there is a currently enforceable legal right to offset the recognised amounts and there is an intention to settle on a net basis, to realise the assets and settle the liabilities simultaneously.



A handwritten signature in blue ink, appearing to be 'S. Sridhar Reddy', written over the stamp.

A second handwritten signature in blue ink, appearing to be 'S. Sridhar Reddy', written over the stamp.



#### iv. Reclassification of financial assets

The Company determines classification of financial assets and liabilities on initial recognition. After initial recognition, no reclassification is made for financial assets which are equity instruments and financial liabilities. For financial assets which are debt instruments, a reclassification is made only if there is a change in

the business model for managing those assets. Changes to the business model are expected to be infrequent. The Company's senior management determines change in the business model as a result of external or internal changes which are significant to the Company's operations. Such changes are evident to external parties. A change in the business model occurs when the Company either begins or ceases to perform an activity that is significant to its operations. If the Company reclassifies financial assets, it applies the reclassification prospectively from the reclassification date which is the first day of the immediately next reporting period following the change in business model. The Company does not restate any previously recognised gains, losses (including impairment gains or losses) or interest.

#### e) Property, plant and equipment

Property, plant and equipment is stated at cost, net of accumulated depreciation and accumulated impairment losses, if any. Such cost includes the cost of replacing part of the plant if the recognition criteria are met.

Capital work in progress is stated at cost. Capital work-in-progress comprises of expenditure incurred for construction of building.

Property, plant and equipment are eliminated from financial statements, either on disposal or when retired from active use. Losses arising in case of retirement of Property, Plant and equipment and gains or losses arising from disposal of property, plant and equipment are recognised in statement of profit and loss in the year of occurrence.

The assets' residual values, useful lives and methods of depreciation are reviewed at each financial year and adjusted prospectively, if appropriate. Depreciation is calculated on a straight-line basis over the estimated useful lives of the assets. Useful lives used by the Company are different from rates prescribed under Schedule II of the Companies Act 2013. These rates are based on evaluation of useful life estimated by the management supported by internal technical evaluation. The range of useful lives of the property, plant and equipment are as follows:

Property, plant and equipment	Useful lives estimated by the management (years)	Useful lives as per the Companies Act, 2013
Computer and Printers	3 years	3 years
Office equipment	5 years	5 years
Motor Car	5 years	5 years



## f) Intangible assets

Intangible assets acquired separately are measured on initial recognition at cost. Following initial recognition, intangible assets are carried at cost less accumulated amortisation and accumulated impairment losses, if any.

Intangible assets are amortised on a straight-line basis over the estimated useful economic life. The Company uses a rebuttable presumption that the useful life of an intangible asset will not exceed ten years from the date when the asset is available for use. If the persuasive evidence exists to the affect that useful life of an intangible asset exceeds ten years, the Company amortises the intangible asset over the best estimate of its useful life. Such intangible assets and intangible assets not yet available for use are tested for impairment annually, either individually or at the cash-generating unit level. All other intangible assets are assessed for impairment whenever there is an indication that the intangible asset may be impaired.

The amortisation period and the amortisation method are reviewed at least at each financial year end. If the expected useful life of the asset is significantly different from previous estimates, the amortisation period is changed accordingly. If there has been a significant change in the expected pattern of economic benefits from the asset, the amortisation method is changed to reflect the changed pattern and are treated as changes in accounting estimates.

Gains or losses arising from de-recognition of an intangible asset are measured as the difference between the net disposal proceeds and the carrying amount of the asset and are recognised in the statement of profit and loss when the asset is derecognised.

## g) Impairment of non-financial assets

Non-financial assets including Property, plant and equipment and intangible assets with finite life are evaluated for recoverability whenever there is any indication that their carrying amounts may not be recoverable. If any such indication exists, the recoverable amount (i.e. higher of the fair value less cost to sell and the value-in-use) is determined on an individual asset basis unless the asset does not generate cash flows that are largely independent of those from other assets. In such cases, the recoverable amount is determined for the CGU to which the asset belongs.

If the recoverable amount of an asset (or CGU) is estimated to be less than its carrying amount, the carrying amount of the asset (or CGU) is reduced to its recoverable amount. An impairment loss is recognised in the standalone statement of profit and loss.

For assets excluding goodwill, an assessment is made at each reporting date to determine whether there is an indication that previously recognised impairment losses no longer exist or have decreased. If such indication exists, the Company estimates the asset's or CGU's recoverable amount. A previously recognised impairment loss is reversed only if there has been a change in the assumptions used to determine the asset's recoverable amount since the last impairment loss was recognised. The reversal is limited so that the carrying amount of the asset does not exceed its recoverable amount, nor exceed the carrying amount that would have been determined, net of depreciation, had no impairment loss been recognised for the asset in prior years. Such reversal is recognised in the standalone statement of profit and loss



unless the asset is carried at a revalued amount, in which case, the reversal is treated as a revaluation increase.

## **h) Lease**

The determination of whether an arrangement is (or contains) a lease is based on the substance of the arrangement at the inception of the lease. The arrangement is, or contains, a lease if fulfilment of the arrangement is dependent on the use of a specific asset or assets and the arrangement conveys a right to use the asset or assets, even if that right is not explicitly specified in an arrangement.

Where the Company as a lessee

A lease is classified at the inception date as a finance lease or an operating lease. A lease that transfers substantially all the risks and rewards incidental to ownership to the Company is classified as a finance lease. An operating lease is a lease other than a finance lease. Operating lease:

Operating lease payments are recognised as an expense in the statement of profit and loss on a straight line basis.

## **i) Revenue recognition**

Revenue is recognised to the extent that it is probable that the economic benefits will flow to the Company and the revenue can be reliably measured, regardless of

when the payment is made. Revenue is measured at the fair value of the consideration received or receivable, taking into account contractually defined terms of payment. The following specific recognition criteria must also be met before revenue is recognised:

Revenue from sale of products is stated net off discounts and any applicable duties and taxes on dispatch of goods in accordance with terms of sales.

Further, revenue from treasury investment activities like investment in quoted and unquoted equity shares are measured at fair value through profit or loss at each reporting date.

The Company collects goods and service tax, service tax, sales tax and other taxes as applicable in the respective tax jurisdictions where the Company operates, on behalf of the government and therefore it is not an economic benefit flowing to the Company. Hence, it is excluded from revenue.

## **ii. Other income**

Dividend income is recognised when the Company's right to receive dividend is established by the reporting date. The right to receive dividend is generally established when shareholders approve the dividend.

Interest income is recognized as it accrues in the standalone statement of profit and loss using effective interest rate method.



## **j) Foreign currency transactions**

### **i. Initial recognition**

Foreign currency transactions are recorded in the reporting currency, by applying to the foreign currency amount the exchange rate between the reporting currency and the foreign currency at the date of the transaction.

### **ii. Conversion**

Foreign currency monetary items are reported using the closing rate. Non-monetary items which are carried in terms of historical cost denominated in a foreign currency are reported using the exchange rate at the date of the transaction.

Non-monetary items, which are measured at fair value or other similar valuation denominated in a foreign currency, are translated using the exchange rate at the date when such value was determined.

iii. Exchange differences Exchange differences arising on the settlement of monetary items or on reporting monetary items of Company at rates different from those at which they were initially recorded during the year, or reported in previous financial statements, are recognised as income or as expenses in the year in which they arise except those arising from investments in non-integral operations.

## **k) Taxes**

Tax expense comprises of current and deferred tax.

### **Current income tax**

Current income tax assets and liabilities are measured at the amount expected to be recovered from or paid to the taxation authorities in accordance with the Income-tax Act, 1961. The tax rates and tax laws used to compute the amount are those that are enacted or substantively enacted, at the reporting date.

Current income tax relating to items recognised outside profit and loss is recognised outside profit and loss (either in other comprehensive income or in equity). Current tax items are recognised in correlation to the underlying transaction either in OCI or directly in equity. Management periodically evaluates positions taken in the tax returns with respect to situations in which applicable tax regulations are subject to interpretation and establishes provisions where appropriate. Tax liability under Minimum Alternate Tax ("MAT") is considered as current tax. MAT entitlement is considered as deferred tax.

Minimum Alternative Tax ("MAT") credit is recognised as an asset only when and to the extent there is convincing evidence that the Company will pay normal income tax during the specified period. Such asset is reviewed at each Balance Sheet date and the carrying amount of the MAT credit asset is written down to the extent there is no longer convincing evidence to the effect that the Company will pay normal income tax during the specified period.



A handwritten signature in blue ink, appearing to be a stylized name.

A handwritten signature in blue ink, appearing to be a stylized name.



## Deferred tax

Deferred tax is provided using the liability method on temporary differences between the tax bases of assets and liabilities and their carrying amounts for financial reporting purposes at the reporting date.

Deferred tax liabilities are recognised for all taxable temporary differences, except:

- When the deferred tax liability arises from the initial recognition of an asset or liability in a transaction that is not a business combination and, at the time of the transaction, affects neither the accounting profit nor taxable profit or loss.
- In respect of taxable temporary differences associated with investments in subsidiaries when the timing of the reversal of the temporary differences can be controlled and it is probable that the temporary differences will not reverse in the foreseeable future

Deferred tax assets are recognised for all deductible temporary differences and the carry forward of any unused tax losses. Deferred tax assets are recognised to the extent that it is probable that taxable profit will be available against which the deductible temporary differences, and the carry forward of unused tax losses can be utilised, except:

- When the deferred tax asset relating to the deductible temporary difference arises from the initial recognition of an asset or liability in a transaction that is not a business combination and, at the time of the transaction, affects neither the accounting profit nor taxable profit or loss
- In respect of deductible temporary differences associated with investments in subsidiaries deferred tax assets are recognised only to the extent that it is probable that the temporary differences will reverse in the foreseeable future and taxable profit will be available against which the temporary differences can be utilised.

The carrying amount of deferred tax assets is reviewed at each reporting date and reduced to the extent that it is no longer probable that sufficient taxable profit will be available to allow all or part of the deferred tax asset to be utilised. Unrecognised deferred tax assets are reassessed at each reporting date and are recognised to the extent that it has become probable that future taxable profits will allow the deferred tax asset to be recovered.

Deferred tax assets and liabilities are measured at the tax rates that are expected to apply in the year when the asset is realised or the liability is settled, based on tax rates (and tax laws) that have been enacted or substantively enacted at the reporting date.

Deferred tax relating to items recognised outside profit and loss is recognised outside profit and loss (either in OCI or in equity). Deferred tax items are recognised in correlation to the underlying transaction either in OCI or directly in equity.

Deferred tax assets and deferred tax liabilities are offset if a legally enforceable right exists to set off current tax assets against current tax liabilities and the deferred taxes relate to the same taxable entity and the same taxation authority.



**l) Provisions, Contingent liabilities, Contingent assets and Commitments:**

Provisions are recognised when the Company has a present obligation (legal or constructive) as a result of a past event, it is probable that an outflow of resources embodying economic benefits will be required to settle the obligation and a reliable estimate can be made of the amount of the obligation. The expense relating to a provision is presented in the statement of profit and loss.

If the effect of the time value of money is material, provisions are discounted using a current pre-tax rate that reflects, when appropriate, the risks specific to the liability. When discounting is used, the increase in the provision due to the passage of time is recognised as a finance cost.

Provisions are reviewed at each balance sheet date and adjusted to reflect the current best estimates.

A contingent liability is a possible obligation that arises from past events and whose existence will be confirmed only by the occurrence or non-occurrence of one or more uncertain future events not wholly within the control of the Company; or a present obligation that arises from past events but is not recognised because it is not probable that an outflow of resources embodying economic benefits will be required to settle the obligation; or the amount of the obligation cannot be measured with sufficient reliability. A contingent asset is disclosed, where an inflow of economic benefits is probable.

**m) Earnings per share**

Basic earnings per share are calculated by dividing the net profit or loss for the period attributable to equity shareholders by the weighted average number of equity shares outstanding during the period.

For the purpose of calculating diluted earnings per share, the net profit or loss for the period attributable to equity shareholders and the weighted average number of shares outstanding during the period are adjusted for the effects of all dilutive potential equity shares.

**n) Segment reporting**

The Company has only one segment of activity of dealing in IT products during the period; hence segment wise reporting as defined in Indian Accounting Standard-108 is not applicable.

**o) Inventory**


Inventories are valued at cost or net realizable value whichever is lower, computed on a FIFO basis, after providing for cost of obsolescence and other anticipate losses, wherever considered necessary. Finished goods include costs of conversion and other costs incurred in bringing the inventories to their present location and condition as certified by the management.

**p) Retirement and other employee benefits**

Employee benefits include provident fund and compensated absences.

**Defined contribution plans**

Contributions payable to recognized provident funds, which are defined contribution schemes, are charged to the standalone statement of profit and loss.



Handwritten signatures in blue ink.





### Short-term employee benefits

Short-term employee benefits expected to be paid in exchange for the services rendered by employees are recognised during the year when the employees render the service. Compensated absences, which are expected to be utilised within the next 12 months, are treated as short-term employee benefits. The Company measures the expected cost of such absences as the additional amount that it expects to pay as a result of the unused entitlement that has accumulated at the reporting date.

### q) Cash and cash equivalents

Cash and cash equivalents in the balance sheet comprise cash at banks and on hand and short-term deposits with an original maturity of three months or less, which are subject to an insignificant risk of changes in value are unrestricted for withdrawal and usage

For the purpose of the statement of cash flows, cash and cash equivalents consist of cash and short-term deposits, as defined above, net of outstanding bank overdrafts as they are considered an integral part of the Company's cash management.

### r) Recent accounting pronouncements

#### Ind AS 116 'Leases':

The Company is required to adopt Ind AS 116, Leases from 1 April 2019. Ind AS 116 introduces a single, on-balance sheet lease accounting model for lessees. A lessee recognises a right-of-use asset representing its right to use the underlying asset and a lease liability representing its obligation to make lease payments. There are recognition exemptions for short-term leases and leases of low-value items. Lessor accounting remains similar to the current standard – i.e. lessors continue to classify leases as finance or operating leases. It replaces existing leases guidance, Ind AS 17, Leases.

The Company is in the process of evaluating the impact of the new lease standard on all its lease arrangements and shall determine the appropriate transition option once the said evaluation has been completed.

#### Ind AS 109 – Prepayment Features with Negative Compensation

The amendments relate to the existing requirements in Ind AS 109 regarding termination rights in order to allow measurement at amortised cost (or, depending on the business model, at fair value through other comprehensive income) even in the case of negative compensation payments. The Company does not expect this amendment to have any impact on its standalone financial statements.



**DELECTO FOODS PRIVATE LIMITED**  
Notes Forming to Financial Statements for the year ended on 31st March, 2024

**ASSETS**

**1 Non-Current Assets**

**2.1 Property, Plant and Equipment & Intangible Assets**

**Property, Plant and Equipment**

(Rs. In Lakhs)

Sr. No	Particulars	Gross			Depreciation			Adjustment from Retain earning	Net Block	
		As on 01.04.2023	Additions	As on 31.03.2024	As on 01.04.2023	During the Year	As on 31.03.2024		WDV as on 31.03.2024	WDV as on 31.03.2023
	<b>Tangible Assets</b>									
1	Land and Civil Works	36.89	-	36.89	-	-	-	-	36.89	36.89
2	Buildings	537.13	-	537.13	144.44	17.01	161.45		375.68	392.69
3	Plant & Machinery	773.66	-	773.66	329.52	34.81	364.34		409.33	444.14
4	Lab Equipment	3.77	-	3.77	2.98	0.36	3.34		0.43	0.79
5	ETP and RO Plant	153.57	-	153.57	46.72	7.29	54.02		99.56	106.85
6	Electrical Equipment	85.33	-	85.33	59.64	8.11	67.75		17.59	25.69
7	Furniture & Fixures	60.62	-	60.62	24.54	5.76	30.30		30.32	36.08
8	Computers	3.51	-	3.51	3.50	-	3.50		0.00	0.00
9	Vehicles	9.15	-	9.15	7.33	0.87	8.20		0.95	1.82
	<b>Sub Total</b>	<b>1,663.64</b>	<b>-</b>	<b>1,663.64</b>	<b>618.68</b>	<b>74.21</b>	<b>692.89</b>	<b>-</b>	<b>970.75</b>	<b>1,044.96</b>
	<b>Intangible Assets</b>									
1	Intangible Assets	-	-	-	-	-	-	-	-	-
	<b>Sub Total</b>	<b>-</b>	<b>-</b>	<b>-</b>	<b>-</b>	<b>-</b>	<b>-</b>	<b>-</b>	<b>-</b>	<b>-</b>
	<b>Capital work-in-progress</b>									
1	Capital work-in-progress	-	-	-	-	-	-	-	-	-
	<b>Sub Total</b>	<b>-</b>	<b>-</b>	<b>-</b>	<b>-</b>	<b>-</b>	<b>-</b>	<b>-</b>	<b>-</b>	<b>-</b>
	<b>Total</b>	<b>1,663.64</b>	<b>-</b>	<b>1,663.64</b>	<b>618.68</b>	<b>74.21</b>	<b>692.89</b>	<b>-</b>	<b>970.75</b>	<b>1,044.96</b>
	Previous Year									

Note: Depreciation is calculated as per the Provisions of Companies Act, 2013 & in accordance with the Indian Accounting Standards (Ind AS) notified under the Companies (Indian Accounting Standards) Rules, 2015 (as amended from time to time).



✓



**DELECTO FOODS PRIVATE LIMITED**

CIN: U15400TG2012PTC082813

**NOTES TO STANDALONE FINANCIAL STATEMENTS FOR THE YEAR ENDED MARCH 31, 2024****Non-Current Assets****Financial Assets****NOTE-2.2 - Investments****(Rs. in Lakhs)**

<b>PARTICULARS</b>	<b>March 31,2024</b>	<b>March 31, 2023</b>
Investments carried at cost (Un-quoted Investments)	-	-
<b>Total</b>	<b>-</b>	<b>-</b>

**NOTE-2.3 - Loans**

<b>PARTICULARS</b>	<b>March 31,2024</b>	<b>March 31, 2023</b>
Advances recoverable in cash or kind or for value to be received		
i). Advances given to Subsidiary companies	-	-
ii) Advances given to Others	-	-
<b>Total</b>	<b>-</b>	<b>-</b>

**NOTE-2.4- Inventories**

<b>PARTICULARS</b>	<b>March 31,2024</b>	<b>March 31, 2023</b>
Raw Material & Consumables	674.71	577.66
Finished Goods (Manufacturing)	648.53	559.32
Work In Process	-	-
<b>Total</b>	<b>1,323.23</b>	<b>1,136.98</b>

**NOTE-2.5- Trade Receivables**

<b>PARTICULARS</b>	<b>March 31,2024</b>	<b>March 31, 2023</b>
Trade Receivables		
Unsecured, considered good		
Upto 6 months	941.11	678.34
6 months to 1 year	-	-
1 to 2 years	-	-
2 to 3 years	-	61.06
Above 3 years	61.06	-
<b>Total</b>	<b>1,002.16</b>	<b>739.40</b>

**NOTE-2.6-Cash and Cash Equivalents**

<b>PARTICULARS</b>	<b>March 31,2024</b>	<b>March 31, 2023</b>
<b>(a) Cash and Cash Equivalents</b>		
(i) Cash on hand	4.05	4.16
(ii) Balances with Banks		
Current Accounts	8.96	0.84
Fixed Deposits	269.74	137.35
<b>Total</b>	<b>282.74</b>	<b>142.34</b>




**NOTE-2.7-Other Current Assets****(Rs. in Lakhs)**

<b>PARTICULARS</b>	<b>March 31,2024</b>	<b>March 31, 2023</b>
Security Deposit - Govt Depts	21.51	21.51
Other Loans and Advances	1.20	0.99
Advance paid for capital Assets	6.30	6.30
Advances paid for materials	346.17	256.00
Interest Equalization Scheme- Interest receivable from Bank	-	-
<b>Other Loans and Advances</b>		
Loans to Employees	0.94	0.54
Prepaid Expenses	1.54	1.53
<b>Balances with Statutory / Government Authorities</b>		
GST / VAT Receivable	566.53	336.90
Service Tax Receivable/Incentives receivable	79.66	79.66
TDS/TCS Receivable	4.86	3.31
Accrued Interest - APCPDCL	2.06	1.64
	<b>1,030.77</b>	<b>708.38</b>

**Note- 2.8 - Share Capital**

<b>PARTICULARS</b>	<b>March 31,2024</b>	<b>March 31, 2023</b>
<b>AUTHORISED SHARE CAPITAL:</b> 75,00,000 Equity shares of Rs.10/- each (Previous year 75,00,000 Equity Shares of Rs.10/- each)	750.00	750.00
<b>ISSUED, SUBSCRIBED &amp; PAID UP CAPITAL</b> 74,83,949 Equity shares of Rs.10/- each (Previous year 74,83,949 Equity Shares of Rs.10/- each)	748.39	748.39
<b>Total</b>	<b>748.39</b>	<b>748.39</b>

## a. Terms/rights attached to equity shares

The company has only one class of equity shares having a par value of Rs.10/- each holder of equity shares is entitled one vote per share.

In the event of liquidation of the Company, the holders of equity shares will be entitled to receive remaining assets of the Company after distribution of all preferential amounts. The distribution will be in proportion to the number of equity shares held by the shareholders.

## b. Reconciliation of the No. of Shares Outstandings at the end and the beginning of the year.

Particulars	As at March 31, 2024		As at March 31, 2023	
	No. of Shares	Amount Rs.	No. of Shares	Amount Rs.
Balance at the beginning of the year	74,83,949	7,48,39,490	74,83,949	7,48,39,490
Add: Allotted during the year	-	-	-	-
Balance at the end of the year	74,83,949	7,48,39,490	74,83,949	7,48,39,490



Handwritten signature and initials in blue ink.



					(Rs. in Lakhs)	
c. Promoters' Share holding and Details of Shareholders holding more than 5 % shares in the company						
Sl.No	Name of the Shareholder & '%' of holding	As at March 31, 2024		As at March 31, 2023		
		No. of Shares	% of Holding	No. of Shares	% of Holding	
1	<b>Promoters' Share holding</b> Vintage Coffee and Beverages Limited	74,83,949	100.00%	74,83,949	100.00%	
<p><i>*Vintage Coffee and Beverages Limited (formerly known as Spaceage Products Limited) has become holding company of M/S Delecto Foods Private Limited by way of Share Swap agreement and with effect from 12th July,2021</i></p> <p><b>Note- 2.9- Other Equity</b></p>						
<b>PARTICULARS</b>				<b>March 31,2024</b>	<b>March 31, 2023</b>	
<b>Share Premium Account</b>						
At Commencement of the Year				-	-	
Add: Received on further issue of Shares				-	-	
				-	-	
<b>Statement of Profit &amp; Loss</b>						
At Commencement of the Year				602.36	527.94	
Less: Provision for Income Tax-Previous Years				-	2.43	
Add: Excess Provision of Income Tax				1.02	-	
Add: Profit/(loss) for the Year				245.53	76.86	
<b>Total</b>				<b>848.92</b>	<b>602.36</b>	
<b>NOTE-2.10- Borrowings</b>						
<b>PARTICULARS</b>				<b>March 31,2024</b>	<b>March 31, 2023</b>	
<b>A) Secured Loans</b>						
Term Loan						
from Banks - PNB Bank				-	-	
from Other parties						
(Secured by Hypothecation of Fixed Assets)						
<b>B) Un-Secured Loans</b>						
from Related Parties				1,178.50	509.43	
from Other parties				16.50	16.50	
<b>Total</b>				<b>1,195.00</b>	<b>525.93</b>	
<b>NOTE-2.11 - Deferred Tax Liabilities</b>						
<b>PARTICULARS</b>				<b>March 31,2024</b>	<b>March 31, 2023</b>	
<b>1. Depreciation</b>						
As per Income Tax Act				72.56	83.84	
As per Companies Act				74.21	74.27	
Difference				<b>(1.65)</b>	<b>9.57</b>	
<b>Income Tax Rates as per enacted laws</b>				26.00%	26.00%	
Deferred Tax on Temporary Differences				(0.43)	2.49	
Add: Opening				122.24	119.75	
<b>Closing Balance</b>						
<b>Total</b>				<b>121.81</b>	<b>122.24</b>	



**NOTE-2.12- Short term Borrowings***(Rs. in Lakhs)*

<b>PARTICULARS</b>	<b>March 31,2024</b>	<b>March 31, 2023</b>
<b>Secured Loans</b>		
PC Credit from Punjab National Bank ( Secured by Hypothecation of Stocks & Receivables )	994.48	996.85
Demand Loan-CECF A/c & GECL from Punjab National Bank	15.99	83.33
<b>Unsecured Loans</b>		
From Related Parties	-	-
From others	-	-
<b>Total</b>	<b>1,010.47</b>	<b>1,080.19</b>

**Note:2.13- Trade Payables**

<b>PARTICULARS</b>	<b>March 31,2024</b>	<b>March 31, 2023</b>
Trade Payables	333.65	360.80
Advances from Customers	73.33	83.19
<b>Total</b>	<b>406.98</b>	<b>443.99</b>

**NOTE-2.14-Other Current Liabilities**

<b>PARTICULARS</b>	<b>March 31,2024</b>	<b>March 31, 2023</b>
Creditors for Expenses	138.50	153.92
Outstanding Liabilities (Short Term Provisions)	14.76	35.06
Rent Deposit received	20.00	20.00
Capital Creditors	1.84	1.84
Statutory Dues Payables	19.93	9.88
<b>Total</b>	<b>195.04</b>	<b>220.69</b>

**NOTE-2.15-Provisions**

<b>PARTICULARS</b>	<b>March 31,2024</b>	<b>March 31, 2023</b>
Provision for Income Tax	83.05	28.26
<b>Total</b>	<b>83.05</b>	<b>28.26</b>

**NOTE-2.16- Revenue from Operations**

<b>PARTICULARS</b>	<b>March 31,2024</b>	<b>March 31, 2023</b>
<b>SALE OF PRODUCTS</b>		
Sales - Domestic	1,415.66	618.80
Sales - Export	2,700.78	936.95
<b>Total</b>	<b>4,116.44</b>	<b>1,555.75</b>

**NOTE-2.17-Other Income**

<b>PARTICULARS</b>	<b>March 31,2024</b>	<b>March 31, 2023</b>
Interest Income on FDR	13.25	7.22
Exchange fluctuation	22.74	-
Profit on Sale of Fixed Assets	-	-
Discounts Received	-	-
Rental Income	27.52	27.42
Other Income	-	3.03
<b>Total</b>	<b>63.51</b>	<b>37.66</b>



*(Handwritten signature)*



**NOTE-2.18-Cost of Materials Consumed****(Rs. in Lakhs)**

<b>PARTICULARS</b>	<b>March 31,2024</b>	<b>March 31, 2023</b>
Opening Stock	577.66	568.58
Material Purchases	3,432.08	935.57
Less: Closing Stock	674.71	577.66
<b>Total</b>	<b>3,335.03</b>	<b>926.49</b>

**NOTE-2.19- Changes in Inventories**

<b>PARTICULARS</b>	<b>March 31,2024</b>	<b>March 31, 2023</b>
Closing Stock		
a) Finished Goods	648.53	559.32
b) Work in Progress	-	-
<b>Total (A)</b>	<b>648.53</b>	<b>559.32</b>
Opening Stock		
a) Finished Goods	559.32	594.83
b) Work in Progress	-	-
<b>Total (B)</b>	<b>559.32</b>	<b>594.83</b>
<b>(Increase)/Decrease in Stock (A-B)</b>	<b>89.21</b>	<b>(35.51)</b>

**NOTE-2.20-Employee Benefit Expenses**

<b>PARTICULARS</b>	<b>March 31,2024</b>	<b>March 31, 2023</b>
Salaries and Benefits to employees	76.05	58.35
Directors Remuneration	15.92	40.20
Staff Welfare Expenses	0.88	0.67
<b>Total</b>	<b>92.85</b>	<b>99.22</b>

**NOTE-2.21-Finance Cost**

<b>PARTICULARS</b>	<b>March 31,2024</b>	<b>March 31, 2023</b>
Interest Charges	154.49	96.77
Bank Loan processing charges	3.95	5.91
Bank Charges	3.72	1.35
<b>Total</b>	<b>162.17</b>	<b>104.02</b>

**NOTE-2.22-Depreciation**

<b>PARTICULARS</b>	<b>March 31,2024</b>	<b>March 31, 2023</b>
a) Depreciation of Tangible Assets	74.21	74.27
b) Previous Year Adjustments (Difference between old method and new method)	-	-
<b>Total</b>	<b>74.21</b>	<b>74.27</b>



## NOTE-2.23-Other Expenses

(Rs. in Lakhs)

PARTICULARS	March 31,2024	March 31, 2023
Power & Fuel	35.93	40.64
Stores & Consumables	8.26	3.12
Repairs and Maintenance	23.68	14.29
Freight Charges	6.45	5.33
Travelling Expenditure	1.56	2.97
Selling Expenses	149.75	123.28
Insurance Charges	16.09	26.44
Conveyance Expenses	0.49	0.16
Administrative & Other General Expenses	16.78	13.38
Security Charges	6.18	4.13
<u>Remuneration to Auditors</u>		
towards Statutory Audit	0.25	0.25
towards Tax Audit	0.20	0.20
towards Certifications &s other services	0.15	0.15
Rent / Rates / Taxes	4.60	1.42
Foreign Exchange Loss	-	6.14
Professional Charges / Consultancy Charges	6.38	4.40
Business Promotion		-
<b>Total</b>	<b>276.74</b>	<b>246.28</b>



✓

✓





2.24 In the opinion of the Management, the value of realization of current assets, advances and deposits in the ordinary course of Business would not be less than the amount at which they are stated in the Balance Sheet.

(i) There is no separate reportable segments in the Company as per Accounting Standard 17 on "Segment Reporting"

(iii) Payment to Auditors' (Exclusive of service tax/ GST)	2023-24	2022-23
	Amount Rs in Lakhs	Amount Rs Lakhs
Statutory Audit Fee	0.25	0.25
Tax Audit Fee	0.20	0.20
Other Services	0.15	0.15
<b>Total</b>	<b>0.60</b>	<b>0.60</b>

(iv) In the opinion of the Management of the Company, none of the assets of the Company are impaired.

(v) Based on the information readily available with the company, there was no outstanding amount due to the Micro, Small and Medium enterprises as defined under the Micro, Small and Medium Enterprises Development Act, 2006.

(vi) Disclosure in respect of related parties pursuant to Accounting Standard 18 (Related Party Disclosure)

**a) List of Related Parties**

Key Management Personnel (KMP)	Balakrishna Tati
	Venkateshwarlu Tati (Resigned on 18/12/2023)
	Michael Chin
	Raja Rajeshwari Balusu
	Conjeevaram Jawahar
	Tommy Chin Sudam Vinod
Enterprises over which KMP has significant influence	Tara Coffee (India) Pvt. Ltd.
	Vintage Coffee and Beverages Limited
	Vintage Coffee Pvt Ltd Valbe Foods (India) Pvt Ltd
Relative of KMP	Sruti Tati, Sai Teja Tati

Transactions during the year and Closing Balance		2023-24	2022-23
Name of the Party	Nature of Transaction (Excluding Reimbursement)	During the year (Rs in Lakhs)	During the year (Rs in Lakhs)
Balakrishna Tati	Remuneration/Consultancy Charges	-	-
	Remuneration/Consultancy Payable	0.29 (Cr)	0.26 (Cr)
	Unsecured Loan O/s	-	-
Padma Tati	Unsecured Loan O/s	19.00	19.00
Raja Rajeshwari Balusu	Remuneration	17.04	15.00
	Remuneration Payable	3.64 (Cr)	9.66 (Cr)
	Unsecured Loan O/s	1.20 (Cr)	1.20 (Cr)
Venkateshwarlu Tati	Remuneration	2.10	25.20
	Remuneration Payable	0.92 (Cr)	11.36 (Cr)
Sruti Tati	Rent Expenses	0.66	-
	Rent Payable	0.30 (Cr)	-
Vintage Coffee Pvt Ltd	Rental Income	15.21	15.21
	Rent Outstanding	-	-
	Sales and Purchase Net	1,288.31	152.16
	Outstanding	421.99 (Cr)	319.69 (Cr)



Handwritten signatures and initials in blue ink, including a large 'V' and other scribbles.



Vintage Coffee and Beverages Limited	Rental Income	3.17	3.07
	Sales	22.79	4.18
	Interest Expenses	63.73	22.22
	Loan Outstanding	1158.30 (Cr)	489.23 (Cr)
Valbe Foods (India) Pvt Ltd	Rental Income	9.13	9.13
	Trade Advance received/adjusted	9.86	15.89
	O/s Trade Advance	73.33 (Cr)	83.19 (Cr)

(vii) In the opinion of the management and to the best of their knowledge and belief, there is no Intangible Asset during the period.

(viii) Disclosure in respect of Shares SWAP

M/S Vintage Coffee and Beverages Limited (formerly known as Spaceage Products Limited) has become Holding company of M/S Delecto Foods Private Limited by way of Shares SWAP agreement and the effect arise from 12th July,2021. Now Vintage Coffee and Beverages Limited have one of the material subsidiary companies namely as M/S Delecto Foods Private Limited.



Transactions in Foreign Currency	2023-24	2022-23
	Amount (Rs. in Lakhs)	Amount (Rs in Lakhs)
(i) Earning in Foreign Currency		
- Realization on Export Sales	2,347.13	969.13
(ii) Expenditure in Foreign Currency		
- Payment to Vendors	-	-
(iii) Foreign Travel Expenditure	-	-
(iv) Sales promotions	-	5.00

(x) Trade Receivable Balances more than six months in the previous year was covered under ECGC.

(xi) Trade Receivables, Loans and Advances (Given and Taken) and Trade payables (except differed payables) are subject to confirmation from the parties.

(xii) Figures for the previous year have been regrouped and/or re-classified wherever found necessary to make those comparable with the figures and / or presentation for the current year.

As per our report of even date  
For M. SRIDHAR REDDY & CO  
Chartered Accountants  
Firm Reg. No.: 014136S

  
  
M. SRIDHAR REDDY  
Partner  
Membership No.: 228041  
UDIN: 24228041BKELLD2957

Place: Hyderabad  
Date:18-05-2024

For and on behalf of the board

  
BALAKRISHNA TATI  
DIRECTOR  
DIN:02181095

  
B. RAJA RAJESWARI  
DIRECTOR  
DIN : 05268380



**DELECTO FOODS PRIVATE LIMITED**  
Asst. Year 2024-25

Annexure - III

Depreciation As per Income Tax Rules

(Rs. In Lakhs)

Sl.No	Description of Asset		WDV As on 01-Apr-23	Additions More than 180 Days	Additions Less than 180 Days	Deletions / Adjustments during the year	Total As on 31-Mar-24	Depreciation for the year	WDV As On 31-Mar-24
1	Land & Civil Works		36.89			-	36.89	-	36.89
2	Building	10%	215.49	-	-	-	215.49	21.55	193.94
3	Plant & Machinery	15%	230.52			-	230.52	34.58	195.95
4	Electrical Installations	15%	22.62			-	22.62	3.39	19.23
5	Computers	40%	0.07			-	0.07	0.03	0.04
6	Furniture & Fixtures	10%	34.05			-	34.05	3.41	30.65
7	Lab Equipment	15%	0.84			-	0.84	0.13	0.71
8	Vehicles	15%	2.12			-	2.12	0.32	1.80
9	ETP & RO Plant	15%	61.07			-	61.07	9.16	51.91
			<b>603.68</b>	-	-	-	<b>603.68</b>	<b>72.56</b>	<b>531.12</b>



L

