



To,

Date: 31.10.2022

**BSE Limited,**  
P.J. Towers, Dalal Street,  
Mumbai - 400001

Dear Sir/Madam,

**Sub: Outcome of Board meeting held on 31.10.2022**

**Ref: Scrip Code 538920**

With reference to the subject cited, this is to inform the Exchange that at the meeting of the Board of Directors of Vintage Coffee and Beverages Limited (formerly Spaceage Products Limited) held on Monday, 31.10.2022 at 11:45 a.m. at 202, Oxford Plaza, No.9-1-129/1, S.D. Road, Secunderabad -500003, Telangana, the Board duly considered and approved Un-Audited financial results and Limited Review Report as per Regulation 33 of SEBI (LO&DR) Regulations, 2015 for the quarter and half year ended 30.09.2022. **(Enclosed)**

The meeting commenced at 11.45 AM and concluded at 12.20 PM

This is for the information and records of the Exchange, please.

Thanking you.

Yours sincerely,  
For **Vintage Coffee and Beverages Limited**

**BALAKRISHNA TATI** Digitally signed by  
BALAKRISHNA TATI  
Date: 2022.10.31  
12:32:24 +05'30'

**Balakrishna Tati**  
Managing Director  
DIN: 02181095

Encl: as above

**VINTAGE COFFEE AND BEVERAGES LIMITED**

Regd. Office: B-7/2, Inlax Centre, Business park, Near Vidyavihar Bus Stop, Vidyavihar (W), Mumbai - 400006  
CIN: L34500MH1980PLC267131 E-Mail Id: vc.spaceage@gmail.com

Formerly known as "Spaceage Products Ltd"

(CIN No. L15100TG1980PLC161210)

Regd. & Corporate office : 202, Oxford Plaza, No.9-1-129/1, S.D.Road, Secunderabad- 500003, Telangana, INDIA  
Phone +91 040 40266650, Fax: +91 040 27700805 | E-mail: info@vcbl.coffee | Website: www.vcbl.coffee

Limited Review Report on unaudited Standalone Quarterly Financial Results and Year to Date Results of VINTAGE COFFEE AND BEVERAGES LIMITED (formerly known as Spaceage Products Limited) pursuant to the Regulation 33 of SEBI (Listing Obligations and Disclosure Requirements) Regulations, 2015.


To  
Board of Directors of  
Vintage Coffee And Beverages Limited (formerly known as Spaceage Products Limited)

We have reviewed the accompanying statement of unaudited financial results of Vintage Coffee And Beverages Limited (formerly known as Spaceage Products Limited) for the period ended 30<sup>th</sup> September, 2022. This statement is the responsibility of the Company's Management and has been approved by the Board of Directors. Our responsibility is to issue a report on these financial statements based on our review.

We conducted our review of the Statement in accordance with the Standard on Review Engagements (SRE) 2410 - "Review of Interim Financial Information Performed by the Independent Auditor of the Entity", issued by the Institute of Chartered Accountants of India. This standard requires that we plan and perform the review to obtain moderate assurance as to whether the financial statements are free of material misstatement. A review is limited primarily to inquiries of company personnel and analytical procedures applied to financial data and thus provides less assurance than an audit. We have not performed an audit and accordingly, we do not express an audit opinion.

Based on our review conducted as above, nothing has come to our attention that causes us to believe that the accompanying statement of unaudited financial results prepared in accordance with applicable accounting standards and other recognized accounting practices and policies has not disclosed the information required to be disclosed in terms of Regulation 52 of the SEBI (Listing Obligations and Disclosure Requirements) Regulations, 2015 including the manner in which it is to be disclosed, or that it contains any material misstatement.

Our conclusion on the Statement is not modified in respect of this matter.

For S. Bhalotia & Associates  
Chartered Accountants  
Firm Reg. No. 325040E  
  
CA. Binod Kumar Sahoo

Partner

M. No. 305406

UDIN: 22305406BBKZNL7299

Place: Hyderabad  
Dated: 31.10.2022

**CONSOLIDATED LIMITED REVIEW REPORT**

To,  
The Board of Director,  
M/s Vintage Coffee and Beverages Limited  
(formerly known as Spaceage Products Limited)

1. We have reviewed the accompanying statement of Consolidated Unaudited Financial Results of M/s Vintage Coffee and Beverages Limited (formerly known as Spaceage Products Limited) (CIN NO. L15100TG1980PLC161210) ("Parent Company") and its Subsidiaries (Parent and its Subsidiaries together referred to as the "Group") and its share of the net loss after tax for the for the Quarter and half year ended September 30, 2022("the Statement") being submitted by the Parent pursuant to the requirement of Regulation 33 of the SEBI listing Requirements and disclosure Requirements) Regulations, 2015 as amended ("the regulations"). The Statement has been prepared by the Company pursuant to Regulation 33 of the Securities Exchange Board of India (Listing Obligations and Disclosure Requirements) Regulations, 2015, which has been initialed by us for identification purposes.
2. The statement is the responsibility of the Company's Management and has been approved by the Board of Directors, has been prepared in accordance with the recognition and measurement principles laid down in the Indian Accounting Standards - 34 "Interim Financial Reporting" prescribed under Section 133 of the Companies Act, 2013 and other accounting principles generally accepted in India. Our responsibility is to issue a report on these financial statements based on our review.
3. We conducted our review of the Statement in accordance with the Standard on Review Engagements (SRE) 2410 "Review of Interim Financial Information Performed by the Independent Auditor of the Entity", Issued by the Institute of Chartered Accountants of India. This standard requires that we plan and perform the review to obtain moderate assurance as to whether the financial statements are free of material misstatement. A review is limited primarily to inquiries of company personnel and analytical procedures applied to financial data and thus provide less assurance than an audit. We have not performed an audit and accordingly, we do not express an audit opinion.



4. The Statement includes the results of the following entities:
- a. Vintage Coffee Private Limited (Subsidiary of Vintage Coffee And Beverages Limited)
  - b. Delecto Foods Private Limited (Subsidiary of Vintage Coffee And Beverages Limited)
5. Based on our review conducted as above, nothing has come to our attention that causes us to believe that the accompanying statement of unaudited financial results prepared in accordance with applicable accounting standards and other recognized accounting practices and policies has not disclosed the information required to be disclosed in terms of Regulation 33 of the SEBI (Listing Obligations and Disclosure Requirements) Regulation, 2015 including the manner in which it is to be disclosed, or that it contains any material misstatement.
6. As stated in Note 2 the Statement, Figures pertaining to the quarter and half year ended 30<sup>th</sup> September 2022 have not been audited and are **subjected to audit**.

Place: Hyderabad  
Date: 31<sup>ST</sup> October, 2022

For S. Bhalotia & Associates  
Chartered Accountants  
(Firm Reg. No: 325040E)



CA Binod Kumar Sahoo  
Partner  
Membership No. 305406  
UDIN: 22305406BBLABZ9974

VINTAGE COFFEE AND BEVERAGES LIMITED (formerly known as SPACEAGE PRODUCTS LIMITED)

CIN: IJ5100TG1980PLC161210

Regd Off: 202, Oxford Plaza, Secunderabad, Hyderabad - 500003

Statement of Standalone and Consolidated Unaudited Financial Results for the Quarter and Half Year year Ended September 30, 2022



Sr. No.	Particular	Quarter Ended						Half Yearly				Year ended	
		30-09-2022		6/30/2022		9/30/2021		9/30/2022		9/30/2021		3/31/2022	
		Standalone Unaudited	Consolidated Unaudited	Standalone Unaudited	Consolidated Unaudited	Standalone Unaudited	Consolidated Unaudited	Standalone Unaudited	Consolidated Unaudited	Standalone Unaudited	Consolidated Unaudited	Standalone Audited	Consolidated Audited
1	Revenue from Operations	988.18	1,507.78	438.02	1,054.80	2.80	1,330.84	1,426.20	2,562.58	12.50	1,340.54	449.17	3,658.91
2	Other Income	35.39	20.96	26.79	10.03	22.25	7.06	62.18	30.98	22.25	7.06	83.05	67.48
3	<b>Total Revenue (1+2)</b>	<b>1,023.56</b>	<b>1,528.74</b>	<b>464.81</b>	<b>1,064.82</b>	<b>25.05</b>	<b>1,337.89</b>	<b>1,488.37</b>	<b>2,593.56</b>	<b>34.75</b>	<b>1,347.59</b>	<b>532.22</b>	<b>3,726.39</b>
4	Expenses												
	(a) Cost of Materials consumed	831.90	740.42	407.93	433.31	-	873.44	1,239.82	1,173.74	-	873.44	399.21	1,477.42
	(b) Purchase of Stock-in-Trade	-	-	-	-	-	-	-	-	-	-	-	-
	(c) Changes in inventories of finished goods, work-in-progress and stock-in-trade	-	(106.17)	-	32.90	-	(92.77)	-	(73.26)	-	(92.77)	-	853.76
	(d) Employee benefits expense	21.00	131.35	20.60	119.00	14.07	144.00	41.60	250.35	14.52	144.45	52.00	391.70
	(e) Finance Cost	0.07	148.60	1.66	132.08	0.00	162.77	1.73	280.68	0.00	162.77	0.31	443.54
	(f) Depreciation and amortisation expense	-	122.56	-	122.56	-	91.87	-	245.13	-	91.87	-	342.84
	(g) Other expenses	129.21	387.70	16.45	173.50	9.15	453.93	145.66	561.20	17.28	462.06	56.59	1,380.97
	<b>Total Expenses</b>	<b>982.17</b>	<b>1,424.46</b>	<b>446.65</b>	<b>1,013.37</b>	<b>23.22</b>	<b>1,633.23</b>	<b>1,428.82</b>	<b>2,437.83</b>	<b>31.80</b>	<b>1,641.81</b>	<b>508.12</b>	<b>4,890.24</b>
5	<b>Profit / (Loss) before exceptional items and Tax (1-4)</b>	<b>41.40</b>	<b>104.28</b>	<b>18.16</b>	<b>51.45</b>	<b>1.82</b>	<b>(295.34)</b>	<b>59.56</b>	<b>155.73</b>	<b>2.94</b>	<b>(294.22)</b>	<b>24.10</b>	<b>(1,163.85)</b>
6	Exceptional items	-	-	-	-	-	-	-	-	-	-	-	-
7	<b>Profit / (Loss) before Tax (5 + 6)</b>	<b>41.40</b>	<b>104.28</b>	<b>18.16</b>	<b>51.45</b>	<b>1.82</b>	<b>(295.34)</b>	<b>59.56</b>	<b>155.73</b>	<b>2.94</b>	<b>(294.22)</b>	<b>24.10</b>	<b>(1,163.85)</b>



8	Tax Expense:																	
	a) Current Tax	(10.76)	(17.02)		(4.72)	(10.41)	(0.41)	(4.99)	(15.48)	(27.43)	(0.66)	(5.24)	(6.27)	(20.15)				
	b) Deferred Tax	-	(4.31)	-	-	(6.78)	-	(13.69)	-	(11.09)	-	(13.69)	-	(43.17)				
9	Profit/ (Loss) for the period from Continuing operations (7-8)	30.63	82.95	13.44	13.44	34.26	1.41	(314.01)	44.07	117.21	2.28	(313.15)	17.83	(1,227.17)				
10	Profit/ (Loss) for the period from Discontinued operations	-	-	-	-	-	-	-	-	-	-	-	-	-				
11	Tax Expense of Discontinued operations	-	-	-	-	-	-	-	-	-	-	-	-	-				
12	Profit/ (Loss) for the period from Discontinued operations (After Tax)	-	-	-	-	-	-	-	-	-	-	-	-	-				
13	Profit/ (Loss) for the period (After Tax)	30.63	82.95	13.44	13.44	34.26	1.41	(314.01)	44.07	117.21	2.28	(313.15)	17.83	(1,227.17)				
14	Other Comprehensive Income													-				
15	Total Comprehensive income for the period (13+14)	30.63	82.95	13.44	13.44	34.26	1.41	(314.01)	44.07	117.21	2.28	(313.15)	17.83	(1,227.17)				
	Attributable to:																	
	Equity holders of the Parent	30.63	82.95	13.44	13.44	34.26	1.41	(213.87)	44.07	117.21	2.28	(213.01)	17.83	(1,227.17)				
	Non-controlling interests	-	-	-	-	-	-	(100.14)	-	-	-	(100.14)	-	-				
16	Earnings Per Share (EPS) (For continuing operations)																	
	(a) Basic	0.04	0.12	0.02	0.02	0.05	0.00	(0.42)	0.06	0.17	0.00	(0.42)	0.03	(1.76)				
	(b) Diluted	0.04	0.12	0.02	0.02	0.05	0.00	(0.42)	0.06	0.17	0.00	(0.42)	0.03	(1.76)				
17	Earnings Per Share (EPS) (For Discontinuing operations)																	
	(a) Basic	-	-	-	-	-	-	-	-	-	-	-	-	-				
	(b) Diluted	-	-	-	-	-	-	-	-	-	-	-	-	-				
18	Earnings Per Share (EPS) (For Discontinuing & Continuing operations)																	
	(a) Basic	0.04	0.12	0.02	0.02	0.05	0.00	(0.42)	0.06	0.17	0.00	(0.42)	0.03	(1.76)				
	(b) Diluted	0.04	0.12	0.02	0.02	0.05	0.00	(0.42)	0.06	0.17	0.00	(0.42)	0.03	(1.76)				



*(Handwritten signature)*

	<b>Note:</b>																			
	1. The Unaudited Financial Results for the Quarter and Half Year ended on September 30' 2022 have been reviewed by the Audit Committee and approved by the Board of Directors at their meeting held on October 31' 2022. The Statutory Auditors of the Company have carried out their limited review on the Statement and have issued an unmodified opinion. The Vintage Coffee and Beverages Limited has become Holding of M/s. Vintage Coffee Private Limited and Delecto Foods Private Limited.																			
	2. The Financial Results for the quarter and half year ended 30-September-22 have been prepared in accordance with the recognition and measurement principals laid down in the Ind AS																			
	3. Segment reporting is not applicable to the Company as it operates in only one segment, i.e. Manufacturing and Export of Instant Coffee and Instant Chicory Products																			
	4. The figures for the previous quarter/year have been regrouped, re-casted and rearranged, wherever considered necessary.																			
	For and on behalf of																			
																				
	 <b>BALAKRISHNA-TATI</b> MANAGING DIRECTOR DIN: 02181095																			


VINTAGE COFFEE AND BEVERAGES LIMITED (formerly known as SPACEAGE PRODUCTS LIMITED)  
CIN: L15100TG1980PLC161210

Regd Off: 202, Oxford Plaza, Secunderabad, Hyderabad - 500003

Standalone and Consolidated Summary of Statement of Asset and Liabilities for the Quarter and Half Year ended on September 30, 2022

(Rs.In Lakhs)

Statement of Assets and Liabilities					
A.	Particulars	As at 30.09.2022		As at 31.03.2022	
		Standalone	Consolidated	Standalone	Consolidated
		(Un-audited)	(Un-audited)	Audited	Audited
<b>1</b>	<b>Non-current assets</b>				
	(a) Property, Plant and Equipment	0.01	8,196.14	0.01	8,441.27
	(b) Capital work-in-progress	-	-	-	-
	(c) Investment Property	-	-	-	-
	(d) Goodwill	-	7,264.50	-	7,264.50
	(e) Other Intangible Assets	-	-	-	-
	(f) Intangible Assets under development	-	-	-	-
	(g) Biological Assets other than bearer plants	-	-	-	-
	(h) Investments accounted for using equity method	-	-	-	-
	(i) Financial Assets	-	-	-	-
	(i) Investments	11,875.51	0.00	11,875.51	-
	(ii) Trade Receivables	-	-	-	-
	(iii) Loans	2,087.26	397.37	1,536.61	293.46
	(iii) Others	-	-	-	-
	(j) Deferred tax assets (Net)	0.09	0.09	0.09	0.09
	(k) Other non-current Assets	-	-	-	-
	<b>Total Non-Current Assets</b>	<b>13,962.88</b>	<b>15,858.10</b>	<b>13,412.22</b>	<b>15,999.33</b>
<b>2</b>	<b>Current assets</b>				
	(a) Inventories	-	6,139.30	-	5,901.42
	(b) Financial Assets	-	-	-	-
	(i) Investments	-	-	-	-
	(ii) Trade receivables	101.28	722.14	277.16	1,240.05
	(iii) Cash and cash equivalents	9.12	160.39	19.10	223.37
	(iv) Bank Balances other than (iii) above	-	-	-	-
	(v) Loans	-	-	-	-
	(vi) Others	-	-	-	-
	(c) Current Tax Assets (Net)	-	-	-	-
	(d) Other current assets	16.90	1,250.09	8.25	1,248.98
	<b>Total Current Assets</b>	<b>127.30</b>	<b>8,271.92</b>	<b>304.50</b>	<b>8,613.82</b>
	<b>TOTAL ASSETS</b>	<b>14,090.18</b>	<b>24,130.03</b>	<b>13,716.72</b>	<b>24,613.15</b>
<b>B.</b>	<b>EQUITY AND LIABILITIES</b>				
<b>1</b>	<b>Equity</b>				
	(a) Equity Share capital	6,980.23	6,980.23	6,980.23	6,980.23
	(b) Other Equity (Reserves & Surplus)	6,743.29	3,600.81	6,699.22	3,483.59
	<b>Total Equity</b>	<b>13,723.52</b>	<b>10,581.04</b>	<b>13,679.45</b>	<b>10,463.82</b>
<b>2</b>	<b>Liabilities</b>				
	<b>Non-current liabilities</b>				
	(a) Financial Liabilities				
	(i) Borrowings	88.64	6,126.42	-	6,398.86
	(ii) Trade Payables	-	1,127.80	-	1,127.80
	(iii) Other financial liabilities (other than those	-	-	-	-
	(b) Provisions	-	-	-	-
	(c) Deferred tax liabilities (Net)	-	589.29	-	578.20
	(d) Other non-current liabilities	-	-	-	-
	<b>Total Non-current liabilities</b>	<b>88.64</b>	<b>7,843.51</b>	<b>-</b>	<b>8,104.85</b>
<b>3</b>	<b>Current liabilities</b>				
	(a) Financial Liabilities				
	(i) Borrowings	-	4,289.59	-	4,575.52
	(ii) Trade Payables	224.38	874.88	13.32	807.60
	(iii) Other financial liabilities (other than those specifi	-	-	-	-
	(b) Other current liabilities	29.85	491.40	15.60	639.10
	(c) Provisions	23.79	49.62	8.37	22.25
	(d) Current Tax Liabilities (Net)	-	-	-	-
	<b>Total Current liabilities</b>	<b>278.02</b>	<b>5,705.49</b>	<b>37.28</b>	<b>6,044.47</b>
	<b>TOTAL EQUITY AND LIABILITIES</b>	<b>14,090.18</b>	<b>24,130.03</b>	<b>13,716.72</b>	<b>24,613.15</b>

*TSAs*





VINTAGE COFFEE AND BEVERAGES LIMITED (formerly known as SPACEAGE PRODUCTS LIMITED)

CIN: L15100TG1980PLC161210

Regd Off: 202, Oxford Plaza, Secunderabad, Hyderabad - 500003

Statement of Standalone and Consolidated Unaudited Cash Flow Statement for the Quarter and half year Ended September 30, 2022

(Rs. In Lakhs)

Cash Flow Statement

Particulars	For the period	For the period	for the period	for the period
	30-09-2022	30-09-2022	9/30/2021	9/30/2021
	Unaudited	Unaudited	Unaudited	Unaudited
A	Date of start of reporting period	4/1/2022	4/1/2022	4/1/2021
B	Date of end of reporting period	9/30/2022	9/30/2022	9/30/2021
C	Whether results are audited or unaudited	Unaudited	Unaudited	Unaudited
D	Nature of report standalone or consolidated	Standalone	Consolidated	Standalone
	Statement of cash flows			
	Cash flows from used in operating activities			
	Profit before tax	59.56	155.73	2.94
	Adjustments for reconcile profit (loss)			(294.22)
	Adjustments for finance costs	-	-	-
	Adjustments for decrease (increase) in inventories	-	(237.88)	-
	Adjustments for decrease (increase) in trade receivables, current	175.87	517.91	(21.90)
	Adjustments for decrease (increase) in trade receivables, non-current	-	-	-
	Adjustments for decrease (increase) in other current assets	(8.66)	(1.11)	(2.62)
	Adjustments for decrease (increase) in other non-current assets	-	-	-
	Adjustments for other financial assets, non-current	-	-	-
	Adjustments for other financial assets, current	-	-	-
	Adjustments for other bank balances	-	-	-
	Adjustments for increase (decrease) in trade payables, current	211.06	67.28	6.15
	Adjustments for increase (decrease) in trade payables, non-current	-	-	-
	Adjustments for increase (decrease) in other current liabilities	29.68	(120.33)	3.33
	Adjustments for increase (decrease) in other non-current liabilities	-	-	-
	Adjustments for depreciation and amortisation expense	-	-	-
	Adjustments for impairment loss reversal of impairment loss recognised in profit or loss	-	-	-
	Adjustments for provisions, current	-	-	-
	Adjustments for provisions, non-current	-	-	-
	Adjustments for other financial liabilities, current	-	-	-
	Adjustments for other financial liabilities, non-current	-	-	-
	Adjustments for unrealised foreign exchange losses gains	-	-	-
	Adjustments for dividend income	-	-	-
	Adjustments for interest income	-	-	-
	Adjustments for share-based payments	-	-	-
	Adjustments for fair value losses (gains)	-	-	-
	Adjustments for undistributed profits of associates	-	-	-
	Other adjustments for which cash effects are investing or financing cash flow	-	-	-
	Other adjustments to reconcile profit (loss)	-	-	-
	Other adjustments for non-cash items	-	245.13	-
	Share of profit and loss from partnership firm or association of persons or limited liability partnerships	-	-	-
	<b>Total adjustments for reconcile profit (loss)</b>	<b>407.96</b>	<b>471.00</b>	<b>(15.03)</b>
	<b>Net cash flows from (used in) operations</b>	<b>467.52</b>	<b>626.73</b>	<b>(12.09)</b>
	Dividends received	-	-	-
	Interest paid	-	-	-
	Interest received	-	-	-
	Income taxes paid (refund)	(15.48)	(38.52)	-
	Other inflows (outflows) of cash	-	-	-
	<b>Net cash flows from (used in) operating activities</b>	<b>452.03</b>	<b>588.21</b>	<b>-</b>
	<b>Cash flows from used in investing activities</b>			
	Cash flows from losing control of subsidiaries or other businesses	-	-	-
	Cash flows used in obtaining control of subsidiaries or other businesses	-	-	-
	Other cash receipts from sales of equity or debt instruments of other entities	-	-	1,459.34
	Other cash payments to acquire equity or debt instruments of other entities	-	-	-
	Other cash receipts from sales of interests in joint ventures	-	-	-
	Other cash payments to acquire interests in joint ventures	-	-	-
	Cash receipts from share of profits of partnership firm or association of persons or limited liability partnerships	-	-	-
	Cash payment for investment in partnership firm or association of persons or limited liability partnerships	-	-	-
	Proceeds from sales of property, plant and equipment	-	-	-
	Purchase of property, plant and equipment	-	-	-

*[Handwritten Signature]*

*[Circular Stamp: VINTAGE COFFEE AND BEVERAGES LIMITED]*

Proceeds from sales of investment property	-	-	-	-
Purchase of investment property	-	-	-	-
Proceeds from sales of intangible assets	-	-	-	-
Purchase of intangible assets	-	-	-	-
Proceeds from sales of intangible assets under development	-	-	-	-
Purchase of intangible assets under development	-	-	-	-
Proceeds from sales of goodwill	-	0.00	-	(4,886.24)
Purchase of goodwill	-	-	-	-
Proceeds from biological assets other than bearer plants	-	-	-	-
Purchase of biological assets other than bearer plants	-	-	-	-
Proceeds from government grants	-	-	-	-
Proceeds from sales of other long-term assets	-	-	-	-
Purchase of other long-term assets	-	11.09	-	569.48
Cash advances and loans made to other parties	(462.01)	(662.27)	(1,442.92)	10,429.15
Cash receipts from repayment of advances and loans made to other parties	-	-	-	-
Cash payments for future contracts, forward contracts, option contracts and swap contracts	-	-	-	-
Cash payments for future contracts, forward contracts, option contracts and swap contracts	-	-	-	-
Cash receipts from future contracts, forward contracts, option contracts and swap contracts	-	-	-	-
Dividends received	-	-	-	-
Interest received	-	-	-	-
Income taxes paid (refund)	-	-	-	-
Other inflows (outflows) of cash	-	-	-	-
Net cash flows from (used in) investing activities	(462.01)	(651.18)	16.42	5,790.54
Cash flows from used in financing activities	-	-	-	-
Proceeds from changes in ownership interests in subsidiaries	-	-	-	-
Payments from changes in ownership interests in subsidiaries	-	-	-	-
Proceeds from issuing shares	-	-	-	-
Proceeds from issuing other equity instruments	-	-	-	-
Payments to acquire or redeem entity's shares	-	-	-	-
Payments of other equity instruments	-	-	-	-
Proceeds from exercise of stock options	-	-	-	-
Proceeds from issuing debentures notes bonds etc	-	-	-	-
Proceeds from borrowings	-	-	-	-
Repayments of borrowings	-	-	-	-
Payments of finance lease liabilities	-	-	-	-
Payments of lease liabilities	-	-	-	-
Dividends paid	-	-	-	-
Interest paid	-	-	-	-
Income taxes paid (refund)	-	-	-	-
Other inflows (outflows) of cash	-	-	-	-
Net cash flows from (used in) financing activities	-	-	-	-
Net increase (decrease) in cash and cash equivalents before effect of exchange rate changes	(9.98)	(62.97)	4.33	282.45
Effect of exchange rate changes on cash and cash equivalents	-	-	-	-
Effect of exchange rate changes on cash and cash equivalents	-	-	-	-
Net increase (decrease) in cash and cash equivalents	(9.98)	(62.97)	4.33	282.45
Cash and cash equivalents cash flow statement at beginning of period	19.10	223.37	20.63	20.63
Cash and cash equivalents cash flow statement at end of period	9.12	160.39	24.96	303.17

*Handwritten signature*

